

## Submersible Water Pumps / Hush Pumps



Don't let the noisy water pump spoil the peace and quiet of your home.

Our submersible pumps / hush pumps provide whisper quiet operation at all times of the day or night.

Unlike some models, these pumps can be installed inside your water tank, fully submersed in water.

The internal controller is designed to supply pressure boosted water with constant flow and even water pressure to domestic households. It incorporates run dry pump protection.

#### Features Include:

- Extremely quiet operation
- Easy to install (and overall cost saving)
- Designed and engineered in Italy
- Dual run dry protection
- Low power use
- Floating intake is included with pump when ordered with your water tank
- 2 year Manufacturers Warranty



For more information please contact us

Phone: 0800 387 227

Whangarei | Wellsford

e: [info@duracrete.co.nz](mailto:info@duracrete.co.nz) w: [www.duracrete.co.nz](http://www.duracrete.co.nz)

# DIVERTRON

## THE NEW SHAPE OF EFFICIENCY

At DAB we listen to the needs of customers, technicians, the market and the environment. That is why we always anticipate the evolution of our products, improving their characteristics, potential and usability before all else and before it's too late.

The first generation of Divertron was developed in **2007**, breaking into the market **as a complete novelty**: it is a range of submersible pumps **with integrated on/off electronics**, a feature that has made it a product of excellence to this day.

After **15 years** and after **more than 1 million pieces installed**.

DAB's ongoing research and drive for continuous development has led it to launch **the second generation of Divertron**.

This product has been improved in terms of appearance and technical and technological content in order **to increase its performance** and **reduce its consumption**, adapting it well in advance to the next MEI regulations on **energy efficiency**.

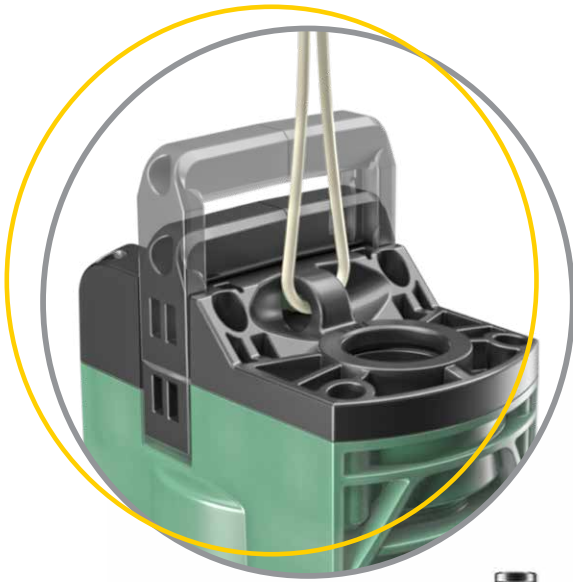
At the same time, it has been made **even stronger** and **easier to install and maintain**.



## OVERVIEW

### PRACTICAL TO USE

The new **retractable handle** makes it easier to move the pump, while **the hook** is designed to use a cord when the pump is lowered into a tank or well.




DIVERTRON

## FEATURES


### HIGH EFFICIENCY IMPELLERS

The technopolymer impellers are based on in-depth research into fluid dynamics to increase performance: higher efficiency with lower energy consumption.



### NEW MOTOR


The motor has been redesigned to reduce consumption. But also to improve performance.



### MECHANICAL SEAL


We have applied a mechanical sealing system that offers two advantages: greater strength and durability, but also greater efficiency, thanks to the combined action with the new hydraulics.





## INTEGRATED ON/OFF ELECTRONICS

The integrated electronic card manages starting and stopping of the pump automatically in relation to the water demand, without the need to install an external controller. This prevents dry running of the pump in the event of a prolonged shortage of water. Easier to install, and easier and safer to use.



## NON-RETURN VALVE

The non-return valve ensures quick and safe initial installation, allowing immediate priming.



## DIRECT ACCESS TO THE CAPACITOR

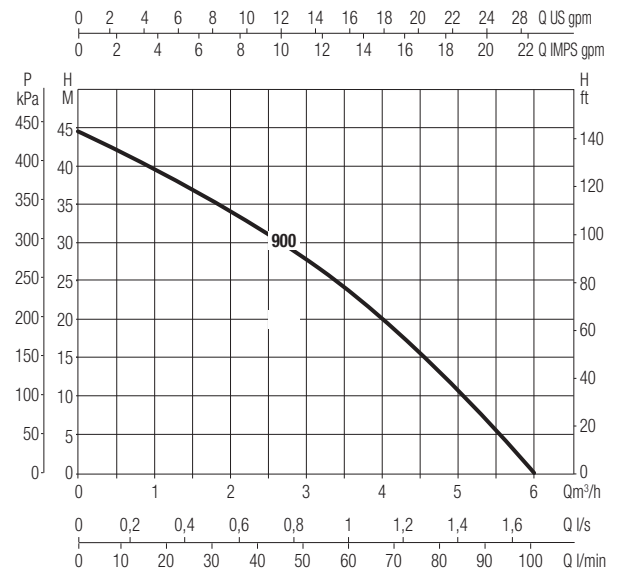
The capacitor housing is designed to be replaced quickly without the need to remove the pump housing.



**DIVERTRON**  
900X

## TECHNICAL DATA

<b>MAXIMUM FLOW RATE</b>	up to 6 m <sup>3</sup> /h
<b>MAXIMUM HEAD</b>	up to 45 m
<b>P1</b>	up to 920 W
<b>P2 NOMINAL</b>	up to 0,56 Kw (0,75HP)
<b>MAXIMUM IMMERSION DEPTH</b>	12 m
<b>MAX AMBIENT AND LIQUID TEMPERATURE:</b>	+40 °C
<b>FACTORY CUT-IN:</b>	2,4 bar (±0,2)
<b>DELIVERY THREAD:</b>	1"
<b>PUMP MAXIMUM DIAMETER:</b>	160 mm.
<b>DIMENSIONS:</b>	534x160 mm



## MANUFACTURERS WARRANTY

All Duracrete supplied Divertron 900X pumps come with a 2 year manufacturers (DAB) warranty.

Warranty commences from:

- The date of purchase (pumps only)
- The date of your water tank dispatch (pump pre-installed)
- The replacement date of any pump under warranty

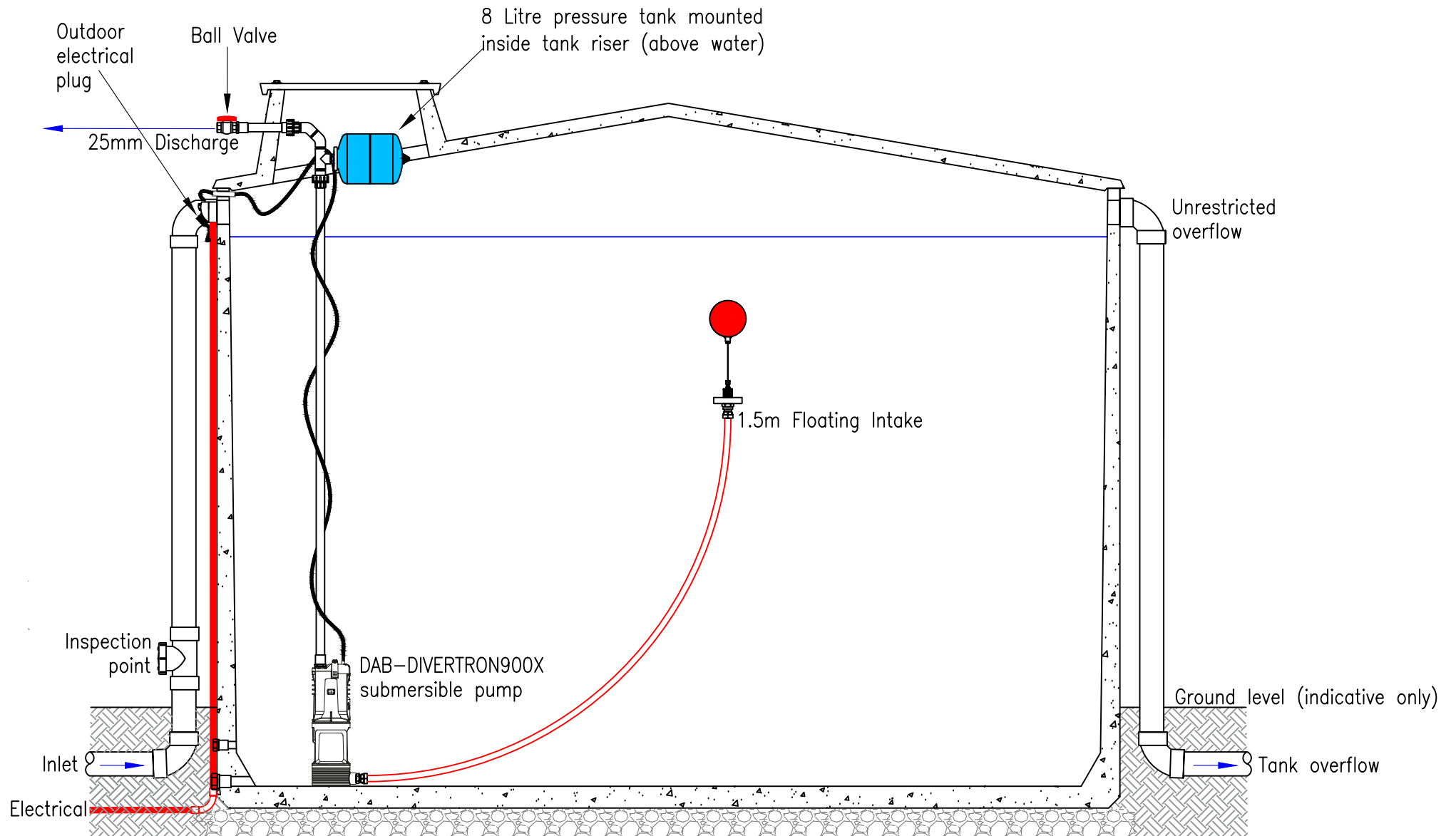
**CONDITIONS OF WARRANTY**

- 1). Pump & Pressure Tank must be installed as per illustrated drawing
- 2). Pump must have dedicated RCD (Residual Current Device) with surge protection on a dedicated 20 Amp circuit

- 3). Unrestricted overflow must be installed in the tank that contains the pump & pressure tank
- 4). Electricity supply to tank to be 2.5mm T&E up no greater than 20m. Over 20m use 4mm T&E Use 20AMP Circuit breaker

**WARRANTIES WILL BE VOID IF CORRECT INSTALLATION IS NOT FOLLOWED - NO EXCEPTIONS**

Please ensure installation guide is provided to all contractors involved



**CONDITIONS OF WARRANTY**

- 1). Pump & Pressure Tank must be installed as per illustrated drawing
- 2). Pump must have dedicated RCD (Residual Current Device) with surge protection on a dedicated 20 Amp circuit

- 3). Unrestricted overflow must be installed in the tank that contains the pump & pressure tank
- 4). Electricity supply to tank to be 2.5mm T&E up no greater than 20m. Over 20m use 4mm T&E Use 20AMP Circuit breaker

**WARRANTIES WILL BE VOID IF CORRECT INSTALLATION IS NOT FOLLOWED - NO EXCEPTIONS**

Please ensure installation guide is provided to all contractors involved

