

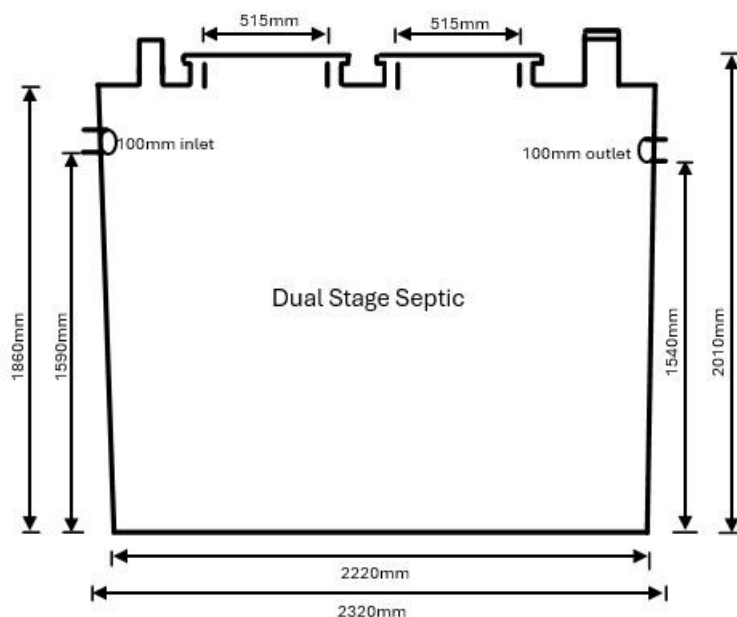
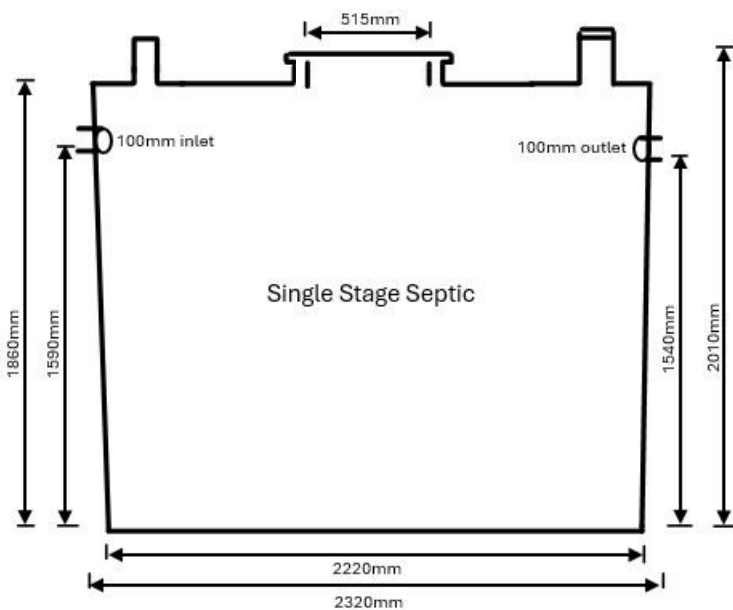
4,500 Litre Duracrete Septic Tanks

Suitable applications, specifications and installation requirements

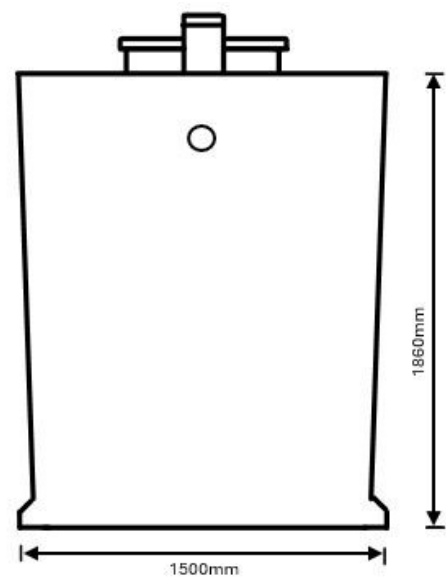
The Duracrete septic tank range is suitable for buried applications with 300mm maximum ground cover and 2.5 tonne light vehicle load.

*Please note the manhole riser and lid are not trafficable. Concrete manhole lids are manufactured to take a maximum of 500kg.

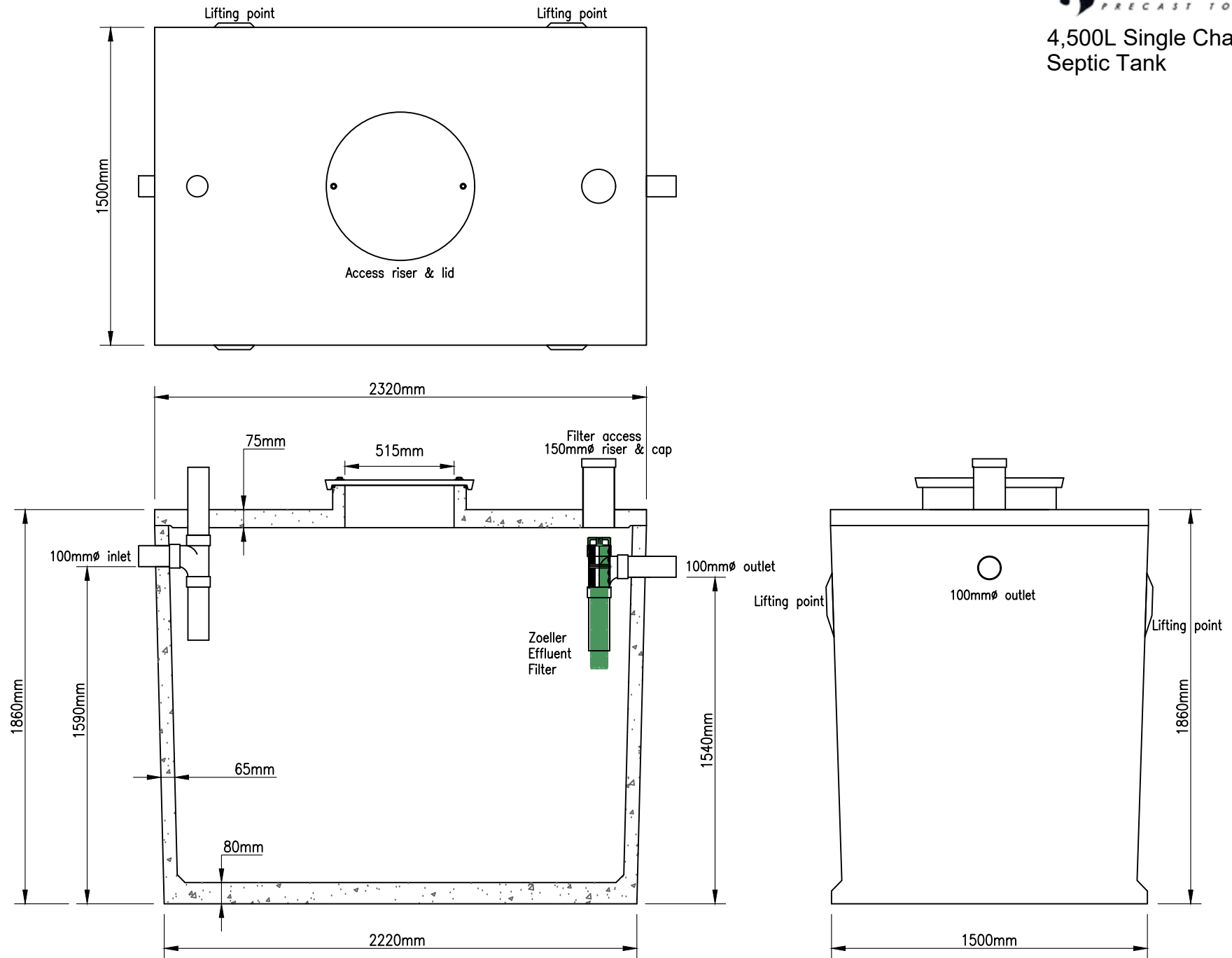
*Cast iron options are available



- 3.2 Tonne Weight—Single Stage Septic
- 3.4 Tonne Weight—Dual Stage Septic
- 80mm Floor Thickness
- 65mm Wall Thickness
- 80 MPA Concrete Strength
- Manhole lid maximum load capacity 500kg
- Side surcharge of 1,200 kg/m²



4,500L Single Chamber Septic Tank





37 Saleyards Road, Kauri, Whangarei, PO Box 4194 Kamo 0141, 0800 387 227

Importance of correct site preparation

The site loading of a full 4 500 litre septic tank is 7.8 tonnes across the site dimensions of 2.4m x 1.5m. This extreme loading requires our base preparation steps to be carefully followed by the purchaser/chosen contractor for the tank to be covered by the manufacturer's warranty.

The excavated site must be free from all solid objects such as rocks, tree stumps, tree roots etc and be flat and level. Do not reintroduce the excavated material as a way of forming a level platform.

Correct site preparation (steps 1&2 below) is critical to distribute the downward loading evenly across the site. It will also allow some ground movement or settlement to be taken up in the prepared foundation and not allow it to be transferred directly to the base of the tank.

Uneven weight transfer will result in the failure of the tank.

Tanks should be backfilled as soon as possible after they are sited to seal in the ground. The backfilling material should be clean, rock free soil or similar.

Site preparation steps

A tolerance of 15mm is permitted across the entire site at the conclusion of following steps 1&2.

1. Excavate & level the ground which will form the base for the tank. Ground shall be "good ground" in accordance with NZBC Clause B1. Do not reintroduce excavated material to achieve a level platform. The final excavated hole size should be 2.8m x 2m and to a maximum depth of 2.26m.
2. Add bedding material GAP20/7 (General All Purpose 7-20mm) and level in all directions to a depth of 100mm. A tolerance of 15mm across the site is permitted across the entire site.



100mm layer of bedding material GAP20/7 (General All Purpose 7-20mm) to a tolerance of 15mm.



2.8m x 2m excavated foundation. Levelled in all directions to a tolerance of 40mm. NZBC Clause B1.



37 Saleyards Road, Kauri, Whangarei, PO Box 4194 Kamo 0141, 0800 387 227

Important notes & purchaser responsibilities

- It is the purchaser's responsibility to ensure access is clear, site preparations are complete and to the required standard when the tanks arrive. This will avoid any delays and extra time on site and potential cost overruns. Duracrete and the chosen Transport Contractor takes no responsibility for site readiness or unforeseen delays on site
- Site suitable access is the responsibility of the purchaser. Check that there are no overhead power lines, tree branches, buildings, gate posts or other obstacles blocking access to the loaded delivery truck
- It is the purchaser's responsibility to ensure that the path required from the road to the tank site does not have drains, septic tanks, bridges or irrigation lines that the truck could either fall into or damage
- Duracrete and the chosen Transport Contractors are not responsible or liable for the site preparation standards
- On the day of installation, it is critical that the primary chamber of the septic tank is filled completely with water not exceeding the outlet point.
- To prevent floatation (hydraulic uplift) issues, the tanks should remain full until connected to the household plumbing pipes
- Determining the location of your tanks on your site may require an engineer's assessment and specific foundation design
- It is the installers responsibility to ensure that the pipework entering the tank from the household and exiting the tank is supported and bedded accordingly to prevent dislodgement or displacement
- It is the purchaser's responsibility to ensure that their site access and tanks sites are ready to take delivery on the agreed date with our Production/Dispatch Manager. If there is a delay, you may move to the back of the que depending on product and transport contractor availability. Product may then need to be allocated to the next customer who is ready to take delivery as we cannot store tanks due to storage space limitations
- It is the installers responsibility to ensure that backfilling takes place after all connections are complete and done using material that is uniform in size and free from large rocks. Do not use sand
- It is the purchaser's responsibility to pass this document on to any relevant contractors or end users





37 Saleyards Road, Kauri, Whangarei, PO Box 4194 Kamo 0141, 0800 387 227

Warranty terms and conditions

All Duracrete Products are warranted to be free of defects caused by poor workmanship or non-compliance with industry standards for a period of 10 years from the date of dispatch.

Conditions of Warranty

- Duracrete Products accepts no liability for damage caused due to improper site preparation and incorrect site situations that are outside our requirements (refer to site preparation steps 1&2 on previous page)
- Liability of Duracrete Products is limited to the repair, or if necessary, replacement of the concrete tank concerned. The decision to repair or replace the tank lies exclusively with Duracrete Products

This warranty does not cover

- Damage caused after delivery resulting from poor, inadequate or incorrect site foundations
- Tanks that are not placed directly on to a prepared tank site at the time of delivery
- Damage caused during transportation
- Negligent or accidental damage that occurs after delivery and during installation
- Moving the tank from its original location
- Filling of the primary chamber with water past the outlet point before the outlet pipe is fitted
- Installation of the tanks exceeding the maximum ground level of 300mm soil cover as per the specifications
- Damaged caused to the roof of the tank due to the exceeding of the load limitations
- Exceeding of the specified load capacity on the manhole lid
- Hydraulic Uplift (Floatation)
- Normal aging, wear and tear
- Failure resulting from natural causes (earthquakes, flooding, ground settlement/subsidence, land slips)
- Undermining of the ground supporting the tank
- Failure of any plumbing or drainage connections installed by others after delivery
- Repairs carried out by unauthorised persons

